

# Participation Costs Overview

## 2012



Published by PRO EUROPE s.p.r.l.  
Status: January 2012

Contact: [info@pro-europe.info](mailto:info@pro-europe.info)  
<http://www.pro-europe.info/>

## ***Table of content***

<b>Foreword</b> .....	<b>3</b>
Austria - Alstoff Recycling Austria AG-already updated see below 2012 .....	4
Belgium - FOST Plus .....	6
Bulgaria - EcoPack .....	7
Canada - StewardEdge .....	10
Croatia - Eko-Ozra- .....	12
Cyprus - Green Dot .....	14
Czech Republic - EKO-KOM.....	15
Estonia - ETO-2011 .....	18
Finland - PYR .....	19
France - Eco-Emballages .....	20
Germany - DSD .....	21
Greece - HE.R.R.Co.-2012.....	25
Hungary - ÖKO-Pannon-2012.....	26
Iceland - Úrvinnslusjóður .....	28
Ireland - Repak -2011 .....	29
Italy - CONAI .....	31
Latvia - Latvijas Zalais Punkts.....	32
Lithuania - UAB “Zaliasis taskas” .....	33
Luxembourg - VALORLUX .....	34
Macedonia - PAKOMAK .....	35
Malta - GreenPak .....	36
The Netherlands - Nedvang .....	37
Norway - Gront Punkt Norway.....	38
Poland - Rekopol.....	40
Portugal - Sociedade Ponto Verde .....	41
Romania - ECO-ROM .....	42
Serbia - Sekopak .....	43
Slovakia - ENVI-PAK .....	44
Slovenia - Slopak .....	45
Spain - Ecoembes .....	46
Sweden - REPA .....	48
Turkey - CEVKO- 2011.....	50
Ukraine - UkrPEC.....	50
United Kingdom - Valpak .....	52

## Foreword

There are several factors affecting fee levels which should be taken into account when comparing the relative costs of compliance across various European schemes.

Major factors influencing relative compliance costs include the following:

- Existing collection and recovery infrastructure in the waste management sector.
- The source of packaging used to meet national recycling quotas (household only or all packaging). Household packaging waste is more expensive to collect and recover than packaging waste arising at industry's back door.
- The proportionate share of costs which industry bears. Some schemes meet 100% cost of collection and recovery, while others only pay a share thereof.
- National recycling quotas and the effect of derogations.
- Collection system used affect charges. Bring systems are generally less expensive than kerbside collection.
- Geographic location and population density. Remote and sparsely populated regions will generally be more difficult and expensive to collect from.
- Enforcement regimes influence costs. The more companies who participate in the scheme, the greater the spread of the cost base.
- Labour costs and general overheads differ depending on the prevailing local economic conditions.

The present document provides an overview about the costs of participation in the respective national recovery systems for packaging and packaging waste. All figures have been sent to us by the respective systems and have been compiled to the best of our knowledge. Nevertheless, this information is subject to change without prior notice to us and we therefore cannot guarantee its accuracy and applicability to each packaging. We therefore kindly ask you to get in touch with the respective system(s) of your country (ies) of operation to obtain the latest information relevant to you.

Should you have any further question, please feel free to contact me.

Best regards,



Joachim Quoden  
(Managing Director)

## Austria - Alstoff Recycling Austria AG- 2012

Packaging materials	Tariffs (EUR/kg) excl. VAT as of July 1, 2011	Tariffs (EUR/kg) excl. VAT as of Jan 1, 2012
1.1 Sales packaging - paper*	0.115	0.100
1.2 Transport packaging - paper	0.040	0.037
2. Disposable glass packaging	0.071	0.071
3. Wood	0.013	0.011
4. Ceramics	0.170	0.140
5.1 Ferrous metals small < 3 l	0.260	0.235
5.2 Ferrous metals large ≥ 3 l (and hoops)	0.110	0.090
5.3 Aluminium	0.420	0.380
6. Textiles	0.265	0.200
7.0 Plastics small*	0.620	0.590
7.1 EPS (e. g. StyrofoamR) . 0.1 kg/SU**	0.190	0.190
8. Compound materials (without beverage compound cartons)	0.600	0.580
9. Industrial, commercial and large plastic packaging (ICP)		
9.1 Foils ≥ 1.5 m <sup>2</sup> Tray foils ≥ 0.25 m <sup>2</sup> (and either ≥ 6 SU** food or ≥ 3 SU** non-food) Hoops; Adhesive tapes	0.105	0.100
9.2 Hollow bodies ≥ 5 l Bags > 10 l, Net bags ≥ 25 l Cartridges Moulded bodies ≥ 0.15 kg (without EPS)	0.105	0.100
10. Packaging materials on a biological basis	0.450	0.450

\* including shopping bags

\*\* SU = sales units

## **Refund for heavy-duty bags**

### Definition of heavy-duty bags:

A heavy-duty bag is a flexible paper packaging with at least 15 kg capacity. Shopping bags are not considered as heavy-duty bags in the sense of this regulation. The ARA information sheet on compound materials (as of July 1999) explains the difference.

Companies that licence heavy-duty bags with ARA are refunded according to fee - 1.1. sales packaging made of paper, paperboard, cardboard, and corrugated board - for the provable share produced by trade and industry.

In order to be granted a refund for heavy-duty bags, companies have to sign an "Agreement on heavy-duty bags" with ARA. The necessary documents are available from ARA.

## **Multipacks**

### Definition multipacks:

Multipacks are packagings consisting of several single units (products). They are especially designed to be directly handed out to the consumers or to be sold - promotional merchandise, multi-unit offers (two for one ...), sets.

## **Packaging materials on a biological basis**

### Definition of packaging materials on a biological basis:

Packaging materials on a biological basis (also "biogenic packaging materials", "biogenic packaging", "bio plastics", "biodegradable materials") within the meaning of the Packaging Ordinance are materials made of renewable raw materials, which are used for packaging purposes and which are biodegradable. Furthermore they can not be assigned to the tariff categories 1.1. to 9.2. listed on the previous page.


Packaging materials on a biological basis are for example: Starch, starch blend, and biotechnologically produced polymers such as poly lactic acid (PLA).

**Please find further definitions of packaging types in the "Informations- und Merkblaetter", which you may order from ARA or download from the "Download Services" of ARA 's Website (only available in German).**

- Informationsblatt Getraenkeverbundkartons
- Informationsblatt Klassifikation Kunststoffe
- Informationsblatt Kraftpapiersaecke
- Informationsblatt Packstoffe auf biologischer Basis
- Informationsblatt Transport-, Verkaufs-, Um- und Serviceverpackungen
- Merkblatt Materialverbunde

**Belgium - FOST Plus**

Material	Green Dot tariffs 2012 (EUR/kg)
Glass	0,0231
Paper and Cardboard	0,0202
Steel	0,0525
Aluminium	0,0654
PET	0,1387
HDPE	0,1387
Drinks Cartons	0,2848
Other recoverable	0,3273
Other non recoverable	0,4304



## Bulgaria - EcoPack

Tariffs\* for determining the fees payable to Ecopack in force since 01.10.2010

### 1. Annual Fee

The annual fee due by the OBLIGOR to ECOPACK shall be determined in accordance with the quantity of packaging waste, released on the market by the OBLIGOR under the tariff displayed in Table 1.

Table 1. Tariff for determining the amount of the annual fee

	Quantity of packaging waste being released by the OBLIGOR	Amount of the fee [BGN]
Group 1	over 1000 tons	0
Group 2	from 250 to 1000 tons	0
Group 3	up to 250 tons	0

### 2. Recovery Fee

1. The recovery fee due by the OBLIGOR to ECOPACK for the respective month shall be determined as a sum of the recovery fees for the separate packaging materials:

$$VNO = \sum VNO_{MAT}$$

2. The recovery fee for each of the separate packaging materials shall be determined as follows:

$$VNO_{MAT} = K_{MAT} * U_{MAT}$$

Where:

$VNO_{MAT}$  is the recovery fee for the respective packaging material due by the OBLIGOR for the respective month;

$K_{MAT}$  is the quantities of packaging of the same packaging material released on the market during the respective month presented in kilograms;

$U_{MAT}$  is the unit recovery fee for the respective packaging material presented in BGN per kilogram.

The unit recovery fees shall be determined in accordance with the tariff displayed in Table 2.

\* VAT excluded




Table 2. Tariff for determination of unit recovery fees 2012

No	Material	Unit Fee $U_{MAT}$ [BGN/kg]
1	Plastics	0.157
2	Paper & carton	0.112
3	Steel	0.041
4	Aluminium	0.144
5	Glass	0.060
6	Composites	0.194
7	Timber	0.068
8	Metals	0.041
	Wood	0.062

### 3. Single annual recovery fee

Tariff for determination of the one-time annual recovery fee for the quantity of packaging waste being released by the OBLIGOR up to 10 tons. The amount of the fee is being determined under items 1 ÷ 3 hereinafter:

1. The single annual recovery fee due by the OBLIGOR to ECOPACK shall be determined as a sum of the recovery fees for the separate packaging materials:

$$VNO = \sum VNO_{MAT}$$

2. The recovery fee for each of the separate packaging materials shall be determined in accordance with the following formula:


$$VNO_{MAT} = K_{MAT} * U_{MAT}$$

Where:

$VNO_{MAT}$  is the recovery fee for the respective packaging material due by the OBLIGOR;

$K_{MAT}$  is the quantities of packaging of the same packaging material given in the projected data presented in kilograms;

$U_{MAT}$  is the unit recovery fee for the respective packaging material presented in BGN per kilogram.



The unit recovery fees shall be determined in accordance with the tariff displayed in Table 2.

3. The minimum amount of the single annual recovery fee is 150 BGN.

## Canada - StewardEdge

Printed Paper and Packaging Fees for Ontario for 2012 (CAD cents per kg)

Printed Materials	Fee (¢/kg)
Newsprint CNA/OCNA members	0,33
Other Newsprint Non CNA/OCNA members	2,02
Magazine and catalogues	5,45
Directories	5,45
Other Printed Materials	5,45
Paper Packaging	Fee
Gable top containers	18,76
Aseptic containers	18,76
Paper laminants	18,76
Corrugated cardboard	7.743
Boxboard and other paper packaging	9,3369105045682
Plastic Packaging	Fee
PET bottles	16,24
PET bottles > 5 Litres	12.916
HDPE bottles and jugs	13,6
HDPE bottles and jugs > 5 Litres	12.478
Polystyrene	27,23
Other rigid plastics	24.797
Other rigid plastic > 5 Litres	24.797
LDPE/HDPE film	24.797
LDPE/HDPE film carry-out bags	19.027
optional LDPE/HDPE film carry-out bag units	*
Plastic laminants	27,23
Biodegradable plastic film	24.797

Biodegradable rigid plastic containers	24.797
Carry out cloth bags**	0.0
Natural and Synthetic Textiles	24.797
<b>Steel and other metal packaging</b>	<b>Fee</b>
Aerosol containers	6,07
Paint cans	6,07
Other steel and metal containers and packaging	5.536
<b>Aluminum packaging</b>	<b>Fee</b>
Food and beverage cans	2
Aerosol Containers	1.378
Foil and other aluminum packaging	8,41
<b>Glass packaging</b>	<b>Fee</b>
Clear (flint) glass	3,27
Coloured glass	3,83

\* weight of LDPE/HDPE carry-out bags units is to be included in LDPE/HDPE film carry-out bags

\*\* designed to be reused and replace single-use Service Packaging



## Croatia - Eko-Ozra-

State Fund for the energy efficiency and environmental protection

1 EUR-7.3 Kn

### Fee 2012 for all the packaging:

a) *Waste disposal fee by the type of materials and weight*

Material		Kn/ton
PET		410.00
AL cans		410.00
FE cans		225.00
Paper, cardboard		375.00
Multilayered (composite) packaging with predominantly paper - cardboard component	for drinks	410.00
	other	750.00
Wood		150.00
Textile		150.00
Plastic bags		1500.00
Other polymeric materials		750.00
Glass		150.00

### Other fees 2012 for packaging for drinks:

a) *Waste disposal fee per packaging unit*

0.10 kn per packaging unit placed on market

b) *Refundable fee*

0.50 kn per packaging unit of one-way packaging for the volumes bigger than 0.2 L (PET, AL, Fe, glass) placed on market



c) Incentive fee depending on volume and content

Per unit of one-way packaging for the producers who didn't achieve National objectives

Material	volume (lit.)	fee in Kn (since 1 January 2009)
PET, multilayered (composite), other polymeric materials, glass	- 0.25	0.09
	0.26 - 0.50	0.15
	0.51 - 1.50	0.21
	1.51 -	0.30
AL - FE cans		0.30

**National objectives of the share of the reusable packaging**

Product	National objectives of the share of the reusable packaging in %
	2009 - 2013
Wine	25
Spirits	25
Beer	65
Juices and other drink types	25
Water, mineral, spring and table	25

Fee for the usage of the Green dot mark (charged by Eko-Ozra) stays the same (mechanism of its calculation as well)

- small companies pay fixed fee of 7.000 kn per year (+VAT)
- medium companies pay fixed fee of 12.000 kn per year (+VAT)
- large companies pay fixed fee of 24.000 kn per year (+VAT)

Size of the company-user is determined based on Croatian Chamber of Economy Registrar.

**Cyprus - Green Dot**

<b>Material</b>	<b>EUR per tonne 2012</b>
<b>Household Packaging</b>	
Glass	29.06
Carton	47.14
Metal	95.39
Aluminum	21.38
PET	105.89
HDPE	105.89
Cardboard Liquid Containers	122.75
Other reusable	131.05
Other non-reusable	157.27
<b>Commercial/Industrial Packaging</b>	
Corrugated carton	43.31
Plastic	37.94
Wood	12.42
Other	50.27

**Czech Republic - EKO-KOM**

Valid from 1.10.2012	Material	Reuseable packaging <sup>1)</sup>	One-way packaging <sup>2)</sup>
		EUR/t <sup>3)</sup>	EUR/t <sup>3)</sup>
Sales packaging	Soft plastics	0.00	214
	Rigid plastics	0.00	214
	Rigid plastics above 5l	0.00	160,46
	Corrugated board	0.00	56,14
	Paper	0.00	112,97
	Glass	0.00	74,96
	Metals Fe	0.00	65,16
	Metals Al	0.00	86,78
	Metals above 5 l	0.00	28,99
	Beverage cartons	0.00	159,31
	Combined materials	0.00	229,24
	Wood	0.00	44,73
	Textile	0.00	44,73
	Others	0.00	229,24

Valid from 1.10.2012	Material	Reuseable packaging <sup>1)</sup>	One-way packaging <sup>2)</sup>
		EUR/t <sup>3)</sup>	EUR/t <sup>3)</sup>
Group packaging	Plastics	0.00	23,68
	Corrugated board	0.00	13,01
	Paper	0.00	13,01
	Metals Fe	0.00	19,89
	Metals Al	0.00	19,89
	Combined materials	0.00	23,68
	Wood	0.00	13,26
	Textile	0.00	13,26
	Others	0.00	23,68



Valid from 1.10.2012	Material	Reuseable packaging <sup>1)</sup>	One-way packaging <sup>2)</sup>
		EUR/t <sup>3)</sup>	EUR/t <sup>3)</sup>
Transport packaging	Plastics	0.00	23,68
	Corrugated board	0.00	13,01
	Paper	0.00	13,01
	Metals Fe	0.00	19,89
	Metals Al	0.00	19,89
	Combined materials	0.00	23,68
	Wood	0.00	13,26
	Textile	0.00	13,26
	Others	0.00	23,68

Valid from 1.10.2012	Material	Reuseable packaging <sup>1)</sup>	One-way packaging <sup>2)</sup>
		EUR/t <sup>3)</sup>	EUR/t <sup>3)</sup>
Industrial packaging	Plastics	0.00	23,68
	Corrugated board	0.00	13,01
	Paper	0.00	13,01
	Glass	0.00	74,96
	Metals Fe	0.00	19,89
	Metals Al	0.00	19,89
	Combined materials	0.00	23,68
	Wood	0.00	13,26
	Textile	0.00	13,26
	Others	0.00	23,68

Fixed year compensation for under/limit clients	4,12
---	------

All prices are without VAT

1. Reusable packaging which meets the requirements of Section 13, Subsection 2 of Act No. 477/2001 Coll., as amended by later regulations.
2. Packaging which does not meet the requirements of Section 13, Subsection 2 of Act No. 477/2001 Coll., as amended by later regulations.



3. Payments are paying in CZK, the fees in EUR are just for information. Exchange rate of January 6, 2012 (1EUR ~ 25.9090 CZK).

**Estonia - ETO-2012**

Material	EUR/kg
Sales packaging	
Glass and ceramics	0.102
Paper and carton, including beverage carton	0.105
Plastic	0.409
Metal	0.255
Wood	0.041
Transport and group packaging	
Paper, carton, corrugated board	0.093
Plastic	0.109
Metal	0.128
Wood	0.041

VAT will be added to the service fees in amount of 20%

## Finland - PYR

### PYR's registration and annual fees 2012

Fee category	A	B	C	
Turnover of the firm/location (€ m)	> 17	1.7 - 17	1.0 - 1.7	<1.0
Registration fee for 2011 (€ + VAT)	223	155	68	40
Annual fee for 2010 (€ + VAT)	677	447	223	0

### Packaging recovery fees 2012

Material	€/ton + VAT
Corrugated cardboard packaging	5.0
Industrial wrapping and sacks	18.0
Cores	18.0
Carton packaging and paper wrapping	25.5
Liquid packaging board	35.0
Plastic packaging	21.0
Deposit recyclable PET bottles and trays	-
Aluminium packaging	24.0
Tinplate packaging	24.0
Steel packaging	5.0
Deposit beverage cans (metal)	-
Deposit glass bottles	-
Non-deposit glass packaging	10.0
Wooden packaging	0.4
Other	-

## France - Eco-Emballages

### Fees 2012

MATERIAL	Rate € cent /Kg
Steel	3.15
Aluminium	9.28
Cardboard	16.33
Plastic	23.78
Glass	0.48
Other	16.33
Flat fee	0.14* / 015**

#### Unit contribution

0 g < Packaging < 0.5 g 0.01 € per unit

0.5 g < Packaging < 1 g 0.04 € per unit

Packaging > 1 g 0.077 € per unit



## Germany - DSD

### List of licence fees and bases of assessment 2012

The costs for DSD´s fees are based on weight and material type of the packaging. The materials are separated in 8 types:

- Glass
- Plastics Paper / Cardboard
- Aluminium
- Tinplate
- Composite carton (beverage carton etc.)
- Miscellaneous composites
- Organic materials

For determining the fee, first the packaging has to be separated in all its parts, sorted by fractions. The weight, multiplied by the price for each material is the fee for the participation in our packaging recovery system. Prices can be ordered upon request. Interested companies can order an offer via the customer portal “Online Service”.

<http://online.gruener-punkt.de/>

The fees for the isolated trademark use “Der Grüne Punkt / The Green Dot” are calculated the same way - multiplied with the following prices:

MATERIAL	EURO/TON
Glass	1.00
Paper/cardboard	3.00
Plastic	17.00
Composites	13.00
Tinplate	5.00
Aluminium	13.00

Please note that the trademark usage contract is purely a licensing agreement and not a disposal agreement. When you sign it, you receive, for a fee, the approval to designate your sales packages with our globally protected trademark "Der Grüne Punkt". However, with the trademark usage contract alone, you will not be meeting your obligations under the German Packaging Ordinance. For this purpose, you will have to conclude an appropriate participation agreement with a dual system. The trademark usage and participation contracts offered by DSD can each be concluded separately from each other.

## Basis of assessment

1. The assessments shall be based on the package as a whole. “Package as a whole” in this context means the total of all constituents used, i.e. packaging materials, packaging means, *packaging aids*, opening devices, handling devices and dosing devices. The size of the fee shall be calculated in accordance with the individual materials used and their weights in each case.

Each constituent of the overall package is subject to a fee.

The weights must be stated in grams to two decimal places and rounded up or down in accordance with standard commercial practice.

2. Composite packaging materials will be charged in accordance with the fee for Other composites. If a composite packaging material consists of more than 95 per cent by weight of a single main material, then the entire weight can be charged in accordance with the fee for the main material involved.
3. Composite cartons made of liquid packaging board (LPB) are packages made of composite packaging materials composed of carton / PE or carton / aluminium / PE and intended to be industrially filled with liquid or pasty products. To any other composite materials the arrangements specified for Other composites shall apply.
4. Packaging components that can be manually separated shall be charged according to their own material.
5. Should the Client not be able to state the weight fee for the packages concerned, the weight of comparable packages as determined by Duales System Deutschland GmbH shall be construed as determinant. Duales System Deutschland GmbH reserves the right to recalculate the fee when provided with evidence of the precise material-specific weights of the packages involved.

The designations printed in italics are defined in Attachment I. Attachment I is a constituent part of this basis for assessment.

Status: November 2009 1004.E1



## **Annex I**

**Within the meaning of this licence fee list and basis of assessment, the following definitions shall apply:**

### **Aluminium**

Metal with a minimum mass content of aluminium amounting to 99.0 %. Aluminium alloys shall be construed as aluminium.

### **Glass**

Inorganic, non-metallic melt product, that essentially solidifies without crystallisation.

### **Manually separable**

Those packaging components that the end user can separate from the sales packaging when opening it according to its specifications shall be considered *manually separable*. In addition, packaging components that the end user can separate without using tools nor special effort or skills shall be considered as manually separable, too. It shall be irrelevant whether the component will indeed be separated or not.

### **Process materials**

Process materials as aids for producing packaging materials include:

- Coatings, fillers and adhesives (e.g. for use with paper, board and cardboard)
- Laminating adhesives (e.g. used for producing sandwich films and fills)
- Parting agents and bonded coatings Aids for surface finishing of packages include:
- Printing ink for printing on and identifying packages
- Adhesive for gluing packages (e.g. in the case of cardboard boxes)
- Interior and exterior lacquers (e.g. in the case of cardboard boxes, aluminium tubes, tinplate cans,...)
- Compound as sealing mass (e.g. in closures)

### **Cardboard**

Flat packaging material consisting essentially of fibres of mostly vegetable origins, which in terms of its area-referenced mass (150 g/m<sup>2</sup> to 600 g/m<sup>2</sup>) extends into the categories of both papers and boards. It is stiffer than paper and is generally manufactured from higher-quality materials than board.

### **Plastic**

Organic material that is produced by chemical conversion from natural products or by synthesis from primary products obtained from coal, crude oil or natural gas.

### **Natural materials**

Natural materials are:

- natural rubber
- cotton, jute, linen, wool
- wood, cork
- ceramics, china, earthenware, stoneware, clay

### **Packaging aids**

Packaging aids is a collective term for aids that in conjunction with packaging means serve for packing, e.g. for closing a package/packaging unit. They can also be used alone, e.g. when forming a dispatch unit.



## Paper

Flat packaging material, consisting essentially of fibres of mostly vegetable origins; area-referenced mass  $\leq 225 \text{ g/m}^2$ . Parchment, artificial-parchment, glassine and waxed paper are classified as paper materials.

Status: November 2009 1004.E1

## Board

Board is the collective term for solid board and corrugated board.

Solid board: high-grade board (in contrast to corrugated board) with an area-referenced mass of  $> 225 \text{ g/m}^2$ ; single-layered or couched; also glued together, laminated, impregnated or coated; manufactured as machine-made board or press-rolled board.

Corrugated board: board comprising one or more layers of a corrugated paper that is glued onto one layer or between several layers of another paper or cardboard. A distinction is drawn between double-faced corrugated board and multi-laminar corrugated board.

## Other metals

Other metals include copper, brass and tin.

## Composite packaging materials, Other composites

Composite packaging materials are created by bonding the entire surfaces of at least two different materials if none of the used materials amounts to more than 95% of the total weight. All composite packaging materials except for composite cartons (made of LPB) fall under "Other composites".

### Other composites include:

- plastic-aluminium composite packaging materials (including aluminium trays with a polyethylene coating)
- cardboard-polyethylene composite packaging materials
- paper-polyethylene composite packaging materials
- plastic-paper-aluminium composite packaging materials
- paper-aluminium composite packaging materials

Other composites are not created by vapour-deposition, metallisation, treatment with wax, silicone, paraffin, oil or bitumen. Composites that consist of merely two or more plastics are classified as plastic.

## Tinplate

Steel sheet is a sheet made from soft steel, that is used in different thicknesses as thin and ultra-thin sheeting. It serves, for example, as a starting material for manufacturing tinplate. Tinplate is created by applying an electrolytic or molten coating made of tin. The sheet thickness is less than 0.50 mm.

ECCS sheets and strips (chromium-plated steel) plus steel and iron wires (e.g. handles) are likewise classified as tinplate material.

The definitions are in each case modelled on the currently valid applicable standards (e.g. DIN).

## Greece - HE.R.R.Co.-2012

Contributions (€ cents/unit)	
Fixed contribution	0.04

Contribution by weight (€/ton)	
Cardboard & Paper	52.50
Paper cartons for liquids	57.00
Plastics	66.00
Aluminium	8.80
Metal	21.00
Glass	10.90
Wood	9.50
Other	66.00

## Hungary - ÖKO-Pannon-2012

Just like in the previous years, this year ÖKO-Pannon Nonprofit PLC will dependably accomplish the recovery obligations taken over from our partners too. Following the till now successful activity, our main target in 2011 is also to make sure the recovery of the amount prescribed in the law, so that ensure our partners about the exemption of product charge.

According to the updated law, the obligatory recycling percentage in 2011 will arise to 57%, per materials it will be 22-22% for composite and plastic packages, 45% for glass, 35% for aluminium, 52% for metal (including aluminium), in case of paper packaging the minimum requirement will be 60% next year.

In 2011 it will be also possible to achieve the full exemption if the coordination organization will achieve higher, at least 59% recycling rate. In order to achieve it, ÖKO-Pannon Nonprofit PLC takes on also in 2011 the extra fulfilment, so that our it's partners can get full exemption of the product fee of the "traditional" packages, and furthermore they can count with the licence fee of 2009.

In case of commercial packages the deduction of the product charge is at least 65%, and applying the deduction proved by certificate, it can be 100% (in this case we have to count with the fees given in the lower chart).

With the aggravation of the recycling targets and the modifications of the applicable articles, the Member's Meeting of our company - taking into account the opinion of the Advisory Board - decided on our licence fees for 2011 as follows:

Non commercial packaging		Licence fee 1. (Hp)
Glass		5
Plastic	Plastic consumer packaging	20.9
	Other plastic	18.2
Paper and cardboard		8.7
Metal	Aluminium	6
	Aluminium drink can	6.6
	Other metal	3.4
Wood		6.9
Natural textile		8.7
Composite	Beverage carton	175
	Other	22.5

Commercial packaging material	Licence fee 1. (Hcs)	Licence fee 2. (Hk)
Glass (commercial packaging glass)	5	0.042
Plastic (except plastic shopping bags)	20.9	0.5
Plastic shopping bags	20.9	0.7

Metal commercial packaging (aluminium)	6.6	1.65
Metal commercial packaging (other metal)	3.4	1.65
Layered beverage packaging	17.5	0.65

## *Iceland - Úrvinnslusjóður*

Material	2012 fees
Paper	15,00 IKR/kg (0,094 €/kg)
Plastic	12,00 IKR/kg (0,075 €/kg)

1 Euro = 153.7 IKR

## Ireland - Repak -2012

### How are fees calculated?

**Participation fees** are charged at a flat fee per tonne in euro in these categories irrespective of material type: These include licence fees for use of the Green Dot.

Activity in Supply Chain	Cost/tonne (euro)	Fee type
Manufacturer	2.05	Participation fee
Convertor	2.05	Participation fee
Brandholder/Importer	(see below)	Material-specific fee
Distributor/Wholesaler	2.05	Participation fee
Retailer	4.10	Participation fee

**Material-specific fees** are charged at the brandholder/importer stage of the supply chain and are based on the weight of each participating material placed on the market by members. All fees are calculated on the basis of statistics supplied for previous year placements.

MATERIAL	Cost per tonne in EUR
Paper/Cardboard	32.98
Glass	19.43
Aluminium	93.87
Steel	88.76
Plastics - general	99.41
Plastics - rigid bottles	99.41
Wood	20.85
Composite A (Paper/Plastic)	86.03
Composite B (Steel/Aluminium)	121.73

**NB:** All prices do not include VAT @ 21.5%

Examples (valid for one item - without transport packaging)

**Example 1**                      **Can filled with corn**

*Calculation of licence fees for this item:*

- Packaging data per can:

Weight of tinplate      45.63 grammes (0.00004563)  
 Weight of paper label   2.55 grammes (0.0000255)

- Calculation (in euro/tonne) of weight related fee:

Fee for steel                      **88.76**  
 Fee for paper                      **32.98**

- Calculation of item fee:

Steel                                      0.004051  
 Paper                                      0.000084  
**Sub total:**                              **0.004136**

Addition VAT @ 21.5%              0.000889

---

**Grand total (gross):                      0.005024**

**Example 2**                      **Cardboard box with plastic window for headset**

*Calculation of licence fee for this item:*

- Packaging data per box:

Weight of cardboard box:      106.80 grammes (0.0001068)  
 Weight of plastic window      9.28 grammes (0.0000928)

- Calculation (in euro/tonne) of weight related fee:

Fee for paper -                      32.98  
 Fee for plastic -                      99.41

- Calculation of item fee:

Paper                                      0.003524  
 Plastic                                      0.000922  
**Sub total:**                              **0.004446**

Addition VAT @ 21.5%              0.000956

---

**Grand total (gross):                      0.005402**

## Italy - CONAI

Environmental Contribution for Packaging - 2012

Material	Fee (EUR/ton)
Steel	31.00
Aluminium	45,00
Paper	14,00
Wood	8.00
Plastic	120,00
Glass	17.82

\* As of 1 July 2011: 140€/ton

## Latvia - Latvijas Zālais Punkts

The license fee tariffs 2012 (VAT excluded):

Material	License fees 2012	
	LVL/kg	EUR/kg
Glass	0,0396	0,0563
Plastic and PET, excepting bioplastic	0,1048	0,1491
Metal	0,048	0,0683
Paper, cardboard, other natural fibres and bioplastic	0,0232	0,033
Wood	0,011	0,0156

The fee for composites (laminates) must be paid for that packaging material which is predominant.

The minimum licence fee is LVL 15 (fifteen lats) per quarter.

**Contact details:**

e-mail: [info@zalais.lv](mailto:info@zalais.lv)

## Lithuania - UAB “Zaliasis taskas”

### Fees for 2012

Packaging Material	Price € per ton of packaging put on the market (21% VAT excl.)
Glass	59.37
Plastics (PET excluded)	27.51
PET	83.99
Metal	27.51
Paper/Cardboard	13.90
Composites	83.99
Other (including wood)	13.90

## Luxembourg - VALORLUX

Packaging Material	2012 EUR/Kg (excl.VAT)
Household	
Glass	0,0154
Paper / Cardboard	0,0317
Steel	0,0068
Aluminium	0,0128
PET bottles	0,2062
HDPE bottles	0,2062
Drinking cartons	0,2843
Others - recoverable	0,3297
Others - non recoverable	0,3627
Non-household	
Commercial Paper/Cardboard	0,0145
Commercial Others	0,0145
Commercial Wood	0,0395



## Macedonia- PAKOMAK

Membership Fees 2012

<b>Fees</b>	<b>PAKOMAK 2012</b>
Paper and cardboard	18.20
Plastic	22.10
Glass	19.80
Metal	20.80
Composites	22.00
Wood	21.20



## Malta - GreenPak

### Membership Fees 2012

Material		Fees EUR/tonne	
Consumer packaging	Glass	118.75	
	Plastics	104.50	
	Paper/Cardboard	79.80	
	Metals	Steel	133.00
		Aluminium	61.75
	Wood	77.90	
	Other	142.50	
Store & transport packaging	Plastics	71.72	
	Paper/Cardboard	71.72	
	Metals	Steel	64.60
		Aluminium	28.50
	Wood	69.35	
	Other	76.00	
Notes :			
a) Minimum fee is €150			
b) Fees are applicable from 1st January 2012			
c) Fees are exclusive of VAT			

### Payment Terms

Yearly Participation Fee excl VAT	Payment terms
€ 150 to € 2,330	On invoice
€ 2,331 to € 11,650	50% on invoice, 50% by 1st July
€ 11,651 to € 46,600	4 pro-rata quarterly payments due 1 <sup>st</sup> week of each quarter.
€ 46,601 and over	12 pro-rata monthly payments due 1 <sup>st</sup> week of each month.

## The Netherlands - Nedvang

The financing of prevention, collection and recycling of packaging and packaging waste is (next to a means of “green taxation”) integrated in the Dutch packaging tax. The rates for 2011 are still preliminary: the Dutch parliament needs to approve the rates, calculated by the Dutch Tax Authority.

Material	Packaging tax tariff per tonne (both producer responsibility and green taxation)** 2012 (€/kg)
Glass	€ 0,0734
Aluminium (including alloys)	€ 0,9726
Other metals	€ 0,1622
Plastics	€ 0,4813
Bioplastics	€ 0,0814
Paper/Cardboard	€ 0,0814
Wood	€ 0,0215
Other materials	€ 0,1796
General tariff*(if company does not / cannot specify materials)	€ 0,52

\* This tariff applies only if a packer/filler cannot specify the composition of their packaging put on the Dutch market.

\*\* tbc

## Norway - Gront Punkt Norway

Plastic Packaging		Fees in øre per kg as for 2012
All packaging items and film		130
Expanded plastic (EPS and other types)		220
Special rates:	Carrier bags under 10 liter	1.35
	Carrier bags over 10 liter	2.47
Beverage with environmental tax*		135
Plastic for hazardous products		135

Fibre-based Packaging		Fees in øre per kg as for 2012
Cardboard packaging base weight > 150 gr/m2		45
Moulded fibre packaging for eggs etc.		45
All Liquid board packaging containers		3.1
Corrugated board and solid board > 600 gr/m2		8

Glass Packaging containers		Fees in øre per kg as of 01.01.2010
<i>Packaging without environment tax</i>		
Volume 0 - 250 ml		7.3
Volume 251 - 500 ml		14.5
Volume over 500 ml		21.9
<i>Packaging with environment tax</i>		
Volume 0 - 250 ml		11.3
Volume 251 - 500 ml		22.5
Volume over 500 ml		33.8

Metal Packaging containers	Fees in øre per kg as of 01.01.2010
Volume 0 - 250 ml can/tin	3,4 øre each
Volume 251 - 500 ml can/tin	7,7 øre each
Volume over 500 ml can/tin	13,0 øre each
Tubes	3,7 øre each
Table serving item	1,0 øre each
Aluminium form 0 - 500 ml	3,7 øre each
Aluminium form > 500 ml	8,5 øre each
Lids	0,7 øre each
Crown cork	0,2 øre each
Hazardous contents 0 - 1.0 liter	17 øre each
Hazardous contents 1.0 - 9.9 litres	43 øre each
Hazardous contents 10 litres	94 øre each
Hazardous contents > 10 litres	200 øre each

\* This fee only applies to beverage containers outside the deposit systems.

Member companies with a turnover of less than NOK 3 mill pay a standard fee of NOK 750, - per annum and are not obliged to declare their packaging consumption. Member companies with a turnover between NOK 3 and 5 mill may pay a standard fee of NOK 1500 per annum, or declare their packaging consumption if preferred.

These standard fees are not applicable for members importing/producing packaging as such beverage carton, service packaging, EPS or who declare glass or cans.

No member company pays less than NOK 750 in annual license fee.

25 % VAT is added on to all license fees.



## Poland - Rekopol

### Recycling and Recovery Fees and Targets for year 2012

Packaging material type	Recycling and recovery targets in 2011 (%)	Recycling and recovery fee in Rekopol (PLN/kg)	Recycling and recovery fee in Rekopol (EUR*/kg)
Paper/cardboard/Corrugated board	56	0,0130	0,0029
Glass	49	0,0725	0,0163
Plastics	20	0,0190	0,0043
Steel	42	0,0400	0,0090
Aluminium	48	0,1200	0,0270
Wood + wooden pallets	15	0,0140	0,0031
Recovery	57	0,0095	0,0021

\*1 EUR = 4,45 PLN

### The Green Dot License Fees for year 2012

Packaging material type	License Fee 2011 (PLN/kg)	License Fee 2011 (EUR*/kg)
Paper/cardboard/Corrugated board	0,00077	0,00017
Glass	0,00161	0,00036
Plastics	0,00090	0,00020
Steel	0,00080	0,00018
Aluminium	0,00013	0,00003
Wood + wooden pallets	0,00011	0,00002
Administrative fee	1 200,00	269,66

\*1 EUR = 4,45 PLN

## Portugal - Sociedade Ponto Verde

GREEN DOT FEES PORTUGAL 2012 (€/ton)

MATERIAL	Glass	Plastic	Paper/ carton	Beverage carton	Steel	Aluminium	Wood	Other
Domestic/Household Packaging								
Primary	17,75	221,35	83,7	125,525	93,125	159,475	14,95	252,20
Secondary	--	86,325	32,925	--	39,00	--	13,225	239,50
Tertiary	--	23,8	7,00	--	24,40	--	9,10	208,75

MATERIAL	Glass	Plastic	Paper/ carton	Steel	Aluminium	Wood	Other
Industrial/Commercial Packaging							
Primary	13,50	23,80	7,00	24,40	49,40	9,10	55,00
Secondary	--	23,80	7,00	24,40	49,40	9,10	55,00
Tertiary	--	23,80	7,00	24,40	49,40	9,10	55,00

MATERIAL	PLASTIC	PAPER/CARTON
Service Bags	221,35	83,7

The last addition - service bags - is new to our declaration. We are trying to understand how much plastic bags are produced in our country as well as to clarify its characterization (some customers argued it was secondary or tertiary packaging).

## Romania - ECO-ROM

### LICENCE FEES 2012

Packaging Material	Price per ton (€)
Glass	85,09 (19,696€)
PET	144,07 (33,349€)
Plastics	63,19 (14,590€)
Cardboard paper	63,03 (14,590€)
Steel	53,88 (12,472€)
Aluminium	133,90 (30,995€)
Wood	46,81 (10,835€)*

\* Exchange rate: 1€ = 4.32 LEI

## Serbia - Sekopak

Material	2012 fees in EUR/Kg
Paper/cardboard	0.0058
Plastic	0.0107
Glass	0.0065
Metal	0.0075
Wood	0.0078

## **Slovakia - ENVI-PAK**

### **ENVI-PAK´s fees for the year 2012**

The costs for ENVI-PAK´s fees are based on weight and material type of the packaging. The materials are separated in 10 types:

- Glass
- Plastics PET
- Other plastics besides PET
- Paper / Cardboard
- Composite beverage carton
- Miscellaneous composites
- Metals aluminium
- Metals steel
- Wood
- Other packaging materials

For determining the fee, first the packaging has to be separated in all its parts, sorted by fractions. The weight, multiplied by the price for each material is the fee for the participation in our packaging recovery system. Prices can be ordered upon request. Interested companies can order an offer via the customer portal:

<http://www.envipak.sk/en/Companies.alej>

There is no payment connected with the registration into the ENVI-PAK system.

The license fee for the use of the internationally registered "GREEN DOT" pictorial trademark on packaging placed on the market in the Slovak Republic is € 2,805 per ton.

## Slovenia - Slopak-2012

Packaging material	EUR/ton
Glass Sales	38.00
Paper Sales	87.00
Paper Group and Transport	57.00
Plastics Sales PET	112.00
Plstics Sales	71.00
Plastics Group and Transport	53.00
Metals	79.00
Wood	57.00
Other materials	53.00
Composites (I)*	43.00
Composites (II)**	99.00
Hazardous packaging waste	600.00

\*Composites (I) - a) paper and plastics, b) paper, plastics and aluminium

\*\*Composites (II) - other composit materials

## Spain - Ecoembes

Those companies that submit an **ordinary declaration** will reveal information about the products placed on the national market. Through this information we will obtain the contribution to pay to ECOEMBES according to the packaging number, the weight of them and the material on the basis of the real sales on the previous year.

In the case of a newly created company, this will have to justify it and the Packaging Declaration will be completed on the basis of the sales forecast for the year in course.

Green Dot Tariffs	2009	2011 - 2012
Material	Euro / Kg.	
Steel	0.061	0.085
Aluminum	0.102	0.102
PET, HDPE (Rigid body-Reusable bag-UNE standard )	0.278	0.377
Flexible HDPE, LDPE and other plastics	0.329	0.472
Cardboard for food and drinks	0.266	0.323
Paper and cardboard	0.051	0.068
Ceramic	0.018	0.020
Wood and cork	0.019	0.021
Other materials (*)	0.329	0.472

Green Dot Tariffs		2011	2012	2012
Material		Euro / Unit		Factors
Glass (**)	≤ 125ml	0.00469	0.00469	Euro / Unit  0.0028
	> 125ml ≤ 250ml	0.00624	0.0049	
	> 250ml ≤ 500ml	0.00624	0.00715	
	> 500ml ≤ 700ml	0.01248	0.01248	Euro / KG  0.0197
	> 700ml ≤ 1000ml	0.01248	0.01248	
	> 1000ml	0.01248	0.038	

(\*) "Other materials" include textiles and any others not included in a specific group.

(\*\*) According to the decision taken by the glass compliance scheme, *Ecovidrio*, from 2011 the glass tariff depends on the packaging units placed on the market and also on the weight of said glass packaging.

## Simplified Declaration

ECOEMBES offers the possibility of submitting this kind of Declaration for those companies which simultaneously fulfil the following requirements:

- Total weight of packaging material to be declared must not exceed **8 metric tonnes**. Therefore, a company which wishes to voluntarily declare the commercial and industrial packaging accepted by ECOEMBES may include the same in this Declaration providing that the total amount of packaging declared does not exceed that amount.
- The member company does **not submit any Prevention Plan** through ECOEMBES.

The declaration of a year will be based on the packaging placed on the market in the previous year. In the case of a newly created company, this will have to justify it and the Packaging Declaration will be completed on the basis of the sales forecast for the year in course.

Depending on the metric tonnes of packaging placed on the market, a fixed amount will be invoiced to be paid in one instalment. The weight brackets are:

Brackets	1st	2nd	3rd	4th
Tonnes of material previous year	0Tn - 1Tn	1Tn - 3Tn	3Tn - 6Tn	6Tn - 8Tn
Euro/year 2007	139 €	347 €	694 €	1,040 €
Euro/ year 2008 - 2009	153 €	381 €	762 €	1,142 €
Euro/ year 2010 - 2012	210 €	520 €	1,035 €	1,555 €

## Sweden - REPA

Fees from April 2011-2012

Packing fees	SEK/kg
Metal, cans >16 cm in diameter	0.66
Metal, aluminium, other	2.52
Metal, steel plate, other	2.52
Metal, steel band and wire	0.42
Metal drums	0.06
Cardboard/paper, beverage carton*	0.75
Cardboard/paper, other*	0.52
Cardboard/paper, certain industrial packaging**	0.02
Corrugated board***	0.12, 0.29 or 1.22
Corrugated board, service packaging****	0.52
Plastic, commercial packaging*****	0.10
Plastic, other (household)	1.37
Plastic, service and grower packaging	1.24

\* E. g. juice and milk packaging.

\*\* That is shells and paper tubes (paper cores in the center of rolls) except those which could end up with the consumer. Molded pulp drums. End covers and wrapping paper for large paper rolls delivered from paper mills.

\*\*\* The fee payable is printed on the reporting form and depends on the company's operating sector.

\*\*\*\* **Service packaging** refers to packaging that is mainly "filled" in the store/restaurant (e.g. pizza cartons made of corrugated board) or by consumers themselves, bags on roll, carrier bags and clingfilm. **Grower packaging** refers to packaging that is used for packaging mainly unprocessed products from agriculture, market-gardening and the like, for example cucumber film, lettuce film and plastic bags for carrots.

\*\*\*\*\* **Commercial packaging** means plastic packaging for goods that are not intended for individual consumer use. Amounts shall be shown despite the fact that the fee is SEK 0.0/kilo.

### Fees from April 2011-2012

From this date the reporting (and fees) will change according to the following:

Packing fees	Transport (SEK/kg)	Household (SEK/kg)	Service packaging**** (SEK/kg)
Aluminium	0.77	2.32	2.17
Steel	0.93	2.79	
Steel band and wire	0.42		
Metal drums	0.06		
Paper (cardboard, corrugated board, beverage etc.)	0.03	0.95	0.86
Plastic	0.10	1.71	1.55
Commercial packaging of:			
Plastic	0.10 (unchanged)		
Paper*	0.03		
Aluminium**	0.77		
Steel plate**	0.93		
Steel band and wire	0.42 (unchanged)		
Steel drums	0.06 (unchanged)		
Service packaging of:			
Plastic	1.55		
Paper*	0.86		
Aluminium***	2.17		



## **Turkey - CEVKO- 2012**

Since 2011 CEVKO has been using a web based tool for service contracts. For details about CEVKO service agreements refer [cip.cevko.org.tr](http://cip.cevko.org.tr) .

For the use of the Green Dot logo on packaging, a separate agreement should be signed. The annual fixed fee for the use of the logo is 1200 T.L. + V.A.T.

TRY to be used as reference values; Euro values are only approximations and should be checked against current conversion rate (TRY/€).



## ***Ukraine - UkrPEC***

### **2012 Fees**

In line with Regulation n° 915 of 26.07.2001 the following tariffs are set for the importers and producers of the packed goods (EUR/kg)

<b>MATERIAL</b>	<b>Fee</b>
Glass	0,019
Plastics	0,081
Paper, cardboard	0,033
Wood	3.37
Aluminium	0,105
Tinplate	6.74
Composites	0,119
PET	0,081
Steel	0,038

## United Kingdom - Valpak

Compliance costs in the UK are based on a mechanism whereby those who handle packaging are given an obligation based on the amount of packaging they handle multiplied by a national target, this gives each obligated business a fixed tonnage obligation at the start of each year that they must fulfil by proving that they have funded the equivalent tonnage of packaging recycling.

Collection and recycling of packaging materials is carried out by local authorities, waste management companies and material reprocessors. For each tonne of packaging material recycling or recovered, the final reprocessor is entitled to produce a certificate called a PRN (packaging waste recovery note) which he may then sell to an obligated business who can use it to fulfil some of his recycling obligations.

This means that the demand for PRNs is fixed at the start of the year and the supply depends on the amount of recycling that takes place for each packaging material. If there is not enough recycling taking place for a material then the PRN price will increase as demand outstrips supply. As in any commodity market, this encourages more suppliers to enter the market and collection and recycling rates increase again causing price to reduce.

### 2012 Cost Estimates

Since the UK system is dynamic and supply will alter throughout the year affecting prices, it is not possible to predict end of year costs at the beginning of each year.

These PRN prices apply to the amount of packaging recovered or recycled according to the national targets, i.e. a specific business's obligation; they do not apply to the total amount of packaging put on the market.

The following table demonstrates what we are advising our members budget for their total year costs but is subject to change:

Material	Forecast Cost Range /tonne
Paper	£1.04-£1.39
Glass	£8.10-£10.12
Aluminium	£4.00-£6.00
Steel	£3.55-£6.39
Plastic	£1.60-£2.40
Wood	£0.33-£0.55
EfW	£0.06-£0.12
Material	Average predicted prices (£/ per tonne)

Please note that these are Valpak's predicted costs for a producer's obligated packaging in 2012, i.e. packaging off the market. These represent the 'best case scenario' costs that we expect to be able to give to our members.

Also interesting to note, in 2009 the UK PRN system cost a total of around £80million. This is a per inhabitant cost of £1.33 for the year.